

Relevés climatiques

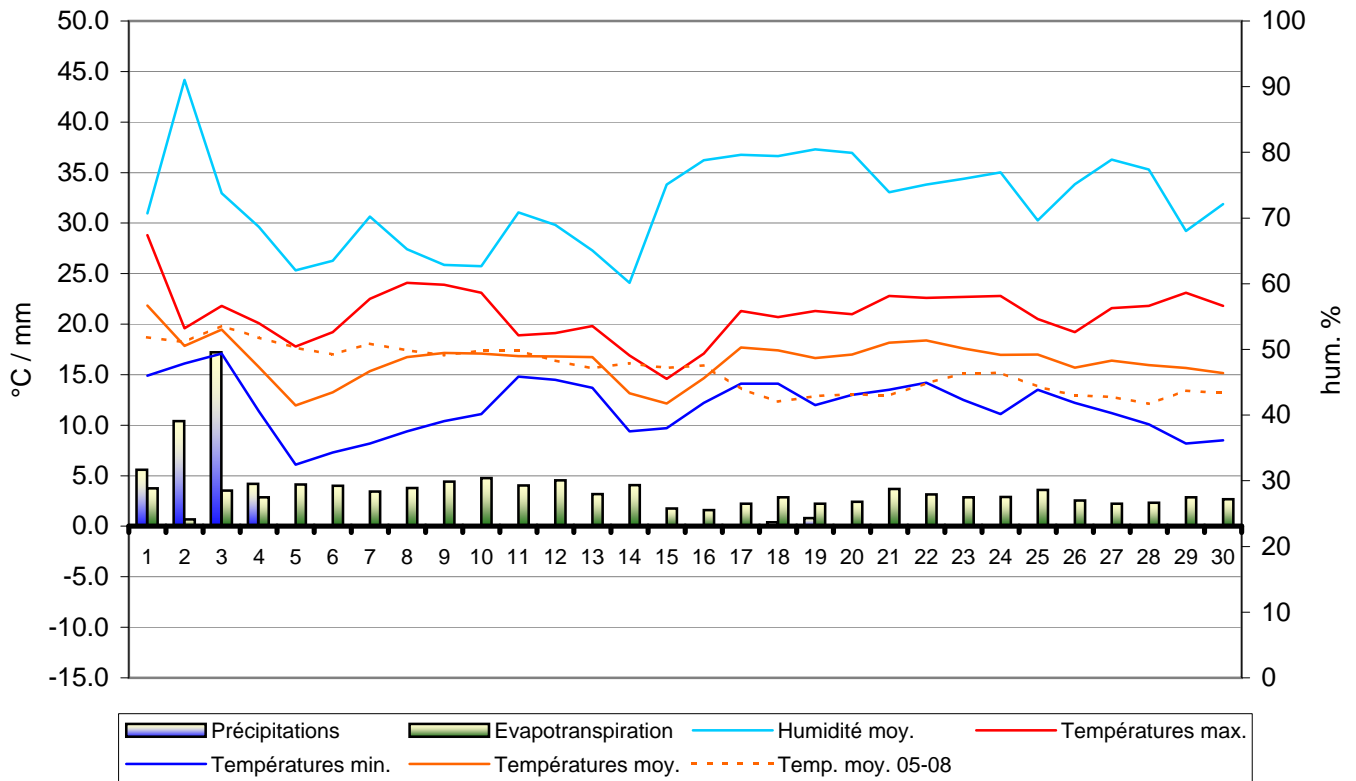
Valeyres-sous-Montagny: Septembre 2009

Sept. 2009	Températures °C air/+2m			Humidité relative moy. %	Précipitations mm	Etp. mm	Durée ensoleillement	Rayonnement solaire W/m ²	Pression atm. moy. hPa	Vent moy. Km/h	Vent max. km/h	Dir. dominant du vent en °
	Date	Moy.	Max.									
1	21.9	28.8	14.9	70.7	5.6	3.7	7:10	793	1016.1	8.3	74.0	247.5
2	17.9	19.6	16.1	91.0	10.4	0.7	1:20	321	1015.5	2.8	16.1	270.0
3	19.5	21.8	17.1	73.8	17.2	3.5	6:20	872	1010.4	14.2	57.9	225.0
4	15.8	20.1	11.4	68.7	4.2	2.9	3:30	928	1012.7	13.7	64.4	225.0
5	12.0	17.8	6.1	62.0	0.0	4.1	9:50	851	1024.3	8.7	33.8	337.5
6	13.3	19.2	7.3	63.5	0.0	4.0	9:50	737	1025.7	7.4	27.4	45.0
7	15.4	22.5	8.2	70.2	0.0	3.4	9:40	730	1023.5	2.8	16.1	315.0
8	16.8	24.1	9.4	65.3	0.0	3.8	9:40	721	1022.5	4.4	22.5	337.5
9	17.2	23.9	10.4	62.9	0.0	4.4	9:30	727	1021.5	7.0	29.0	32.5
10	17.1	23.1	11.1	62.7	0.0	4.8	9:20	708	1023.6	10.4	41.8	67.5
11	16.9	18.9	14.8	70.8	0.0	4.0	7:30	727	1023.3	21.9	53.1	67.5
12	16.8	19.1	14.5	69.0	0.0	4.5	7:30	752	1020.2	22.0	51.5	67.5
13	16.8	19.8	13.7	65.0	0.0	3.2	6:50	923	1019.0	9.6	40.2	67.5
14	13.2	16.9	9.4	60.2	0.0	4.1	7:20	852	1014.9	14.6	43.5	32.5
15	12.2	14.6	9.7	75.1	0.0	1.8	4:20	537	1014.9	8.0	24.1	90.0
16	14.7	17.1	12.2	78.8	0.0	1.6	3:10	537	1011.2	10.3	32.2	67.5
17	17.7	21.3	14.1	79.6	0.0	2.2	5:20	823	1014.3	5.8	22.5	67.5
18	17.4	20.7	14.1	79.5	0.4	2.9	7:00	733	1015.9	7.1	20.9	90.0
19	16.7	21.3	12.0	80.5	0.8	2.2	5:20	761	1017.0	4.7	22.5	90.0
20	17.0	21.0	13.0	79.9	0.0	2.4	6:00	759	1019.9	5.8	24.1	90.0
21	18.2	22.8	13.5	73.9	0.0	3.7	7:30	642	1022.0	11.8	37.0	67.5
22	18.4	22.6	14.2	75.1	0.0	3.2	8:00	641	1025.4	7.0	22.5	90.0
23	17.6	22.7	12.5	76.0	0.0	2.9	7:50	625	1026.4	4.3	19.3	32.5
24	17.0	22.8	11.1	77.0	0.0	2.9	7:20	626	1022.8	6.0	20.9	0/360
25	17.0	20.5	13.5	69.7	0.0	3.6	7:00	618	1022.4	13.2	40.2	67.5
26	15.7	19.2	12.2	75.2	0.0	2.6	6:30	609	1023.8	7.1	22.5	67.5
27	16.4	21.6	11.2	78.9	0.0	2.2	7:30	658	1025.5	3.2	17.7	247.5
28	16.0	21.8	10.1	77.4	0.0	2.3	6:30	611	1024.9	3.0	14.5	0/360
29	15.7	23.1	8.2	68.1	0.0	2.9	8:40	615	1022.2	3.2	19.3	337.5
30	15.2	21.8	8.5	72.1	0.0	2.7	8:30	602	1018.7	3.5	17.7	315.0

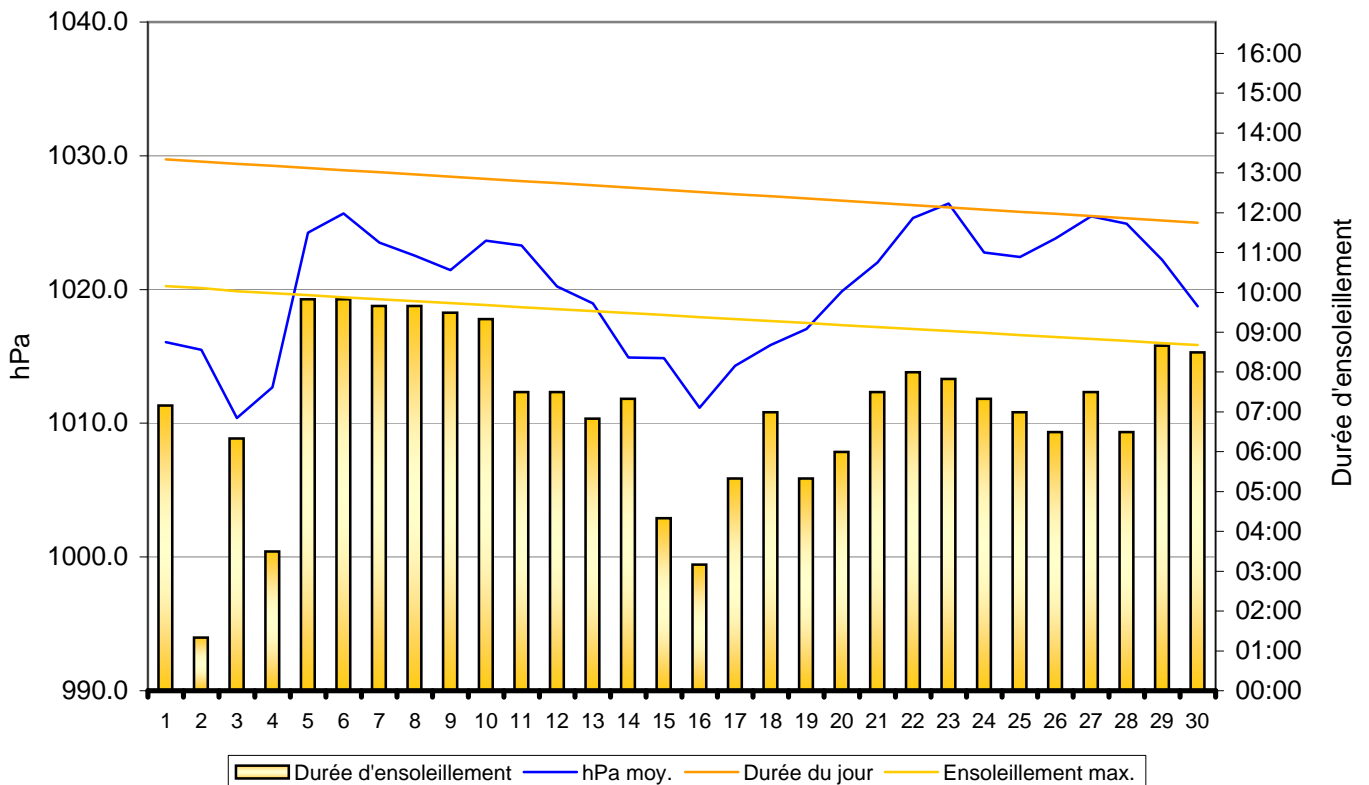
Température moy:	16.4 °C		Humidité moy:	72.4 %
Température max:	28.8 °C	Sept.: 1	Ray. solaire :	701.3 W/m²
Température min:	6.1 °C	Sept.: 5	Ensoleillement:	211:50 hhh:mm
Temp. moy. Sept. 05 - 08:	15.6 °C		Pression atm. Moy:	1020.0 hPa
Précipitations:	38.6 mm		Vent moyen:	8.4 km/h
Evapotranspiration:	93.1 mm		Rafale maximum:	74.0 km/h
Bilan hydrique:	-54.5 mm		Dir. dominant du vent:	67.5 en °

Observations:

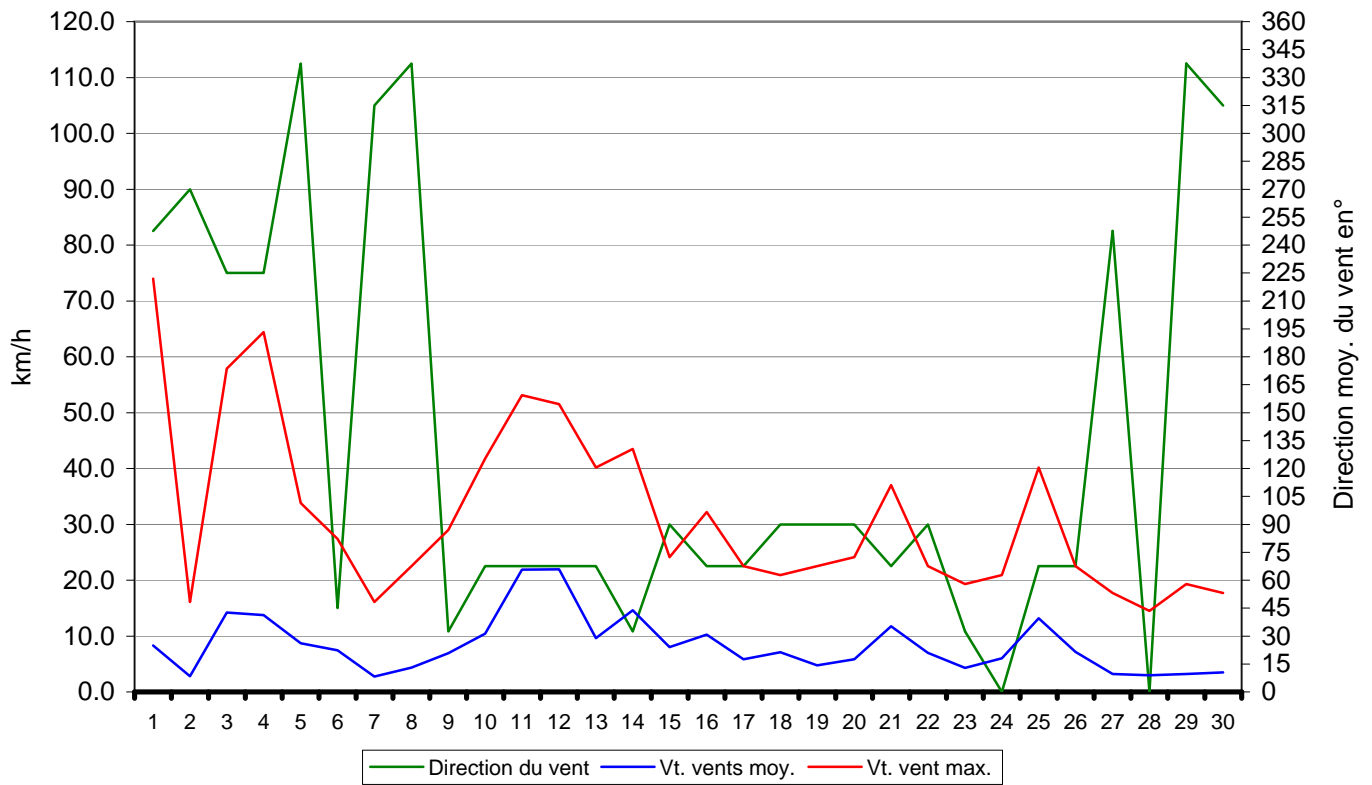
Précipitations - Etp. - Température - Humidité - Vents - Septembre 2009
 Valeyres-sous-Montagny - www.meteo-vsm.ch



Pressions atm. moyennes - Durée d'ensoleillement - Septembre 2009
 Valeyres-sous-Montagny - www.meteo-vsm.ch



Direction du vent - Vitesse max. - Vitesse moy. - Septembre 2009
Valeyres-sous-Montagny - www.meteo-vsm.ch



4 Années

Température moyenne	Température total	Température moy. 2005	Température moy. 2006	Température moy. 2007	Température moy. 2008	Température moy. 200X
18.7	74.8	21.8	16.6	17.5	18.9	0.0
18.2	72.9	21.2	17.7	16.2	17.8	0.0
19.9	79.4	22.0	22.7	16.6	18.1	0.0
18.7	74.7	21.7	23.5	13.9	15.6	0.0
17.7	70.6	20.3	21.7	11.9	16.7	0.0
17.0	68.0	20.5	19.7	12.4	15.4	0.0
18.1	72.3	20.6	21.5	15.1	15.1	0.0
17.4	69.6	19.9	18.6	16.2	14.9	0.0
16.9	67.7	20.3	17.5	14.6	15.3	0.0
17.4	69.5	18.3	17.8	15.3	18.1	0.0
17.4	69.5	17.0	20.1	14.3	18.1	0.0
16.4	65.6	16.7	20.0	14.0	14.9	0.0
15.6	62.5	17.4	18.8	13.8	12.5	0.0
16.2	64.6	18.0	18.2	17.8	10.6	0.0
15.7	62.7	17.3	18.3	17.0	10.1	0.0
15.9	63.7	18.9	17.4	17.4	10.0	0.0
13.6	54.4	12.1	15.4	18.2	8.7	0.0
12.3	49.3	10.7	16.5	12.4	9.7	0.0
12.9	51.5	10.5	17.0	10.3	13.7	0.0
13.1	52.2	12.4	16.1	11.6	12.1	0.0
12.9	51.7	13.0	16.6	13.1	9.0	0.0
14.2	56.6	12.9	17.8	15.5	10.4	0.0
15.1	60.5	14.9	18.7	16.9	10.0	0.0
15.2	60.7	15.5	19.3	16.9	9.0	0.0
13.8	55.3	15.7	14.7	13.8	11.1	0.0
13.0	51.8	16.8	14.3	9.3	11.4	0.0
12.8	51.3	16.8	16.1	8.8	9.6	0.0
12.1	48.4	16.4	15.9	8.5	7.6	0.0
13.4	53.6	13.5	17.7	11.9	10.5	0.0
13.2	52.8	10.5	17.5	12.7	12.1	0.0

ensoleillement		3.3
1	10:10	
2	10:07	
3	10:02	
4	09:59	
5	09:56	
6	09:53	
7	09:50	
8	09:47	
9	09:44	
10	09:41	
11	09:38	
12	09:35	
13	09:32	
14	09:29	
15	09:26	09:30
16	09:23	
17	09:20	
18	09:17	
19	09:14	
20	09:11	09:18
21	09:08	
22	09:05	
23	09:02	
24	08:59	
25	08:56	
26	08:53	

27	08:50
28	08:47
29	08:44
30	08:41
	282:26